

quality Gazebos and Poolhouses



*LuxCraft*TM
Fine Outdoor Furniture

CONTENTS



	PAGE
Wood Gazebos	3
Classic	3, 4
Victorian	5, 6
Colonial	7, 8
Heavy Duty Colonial	9, 10
Brookside	11, 12
Three Season	13
Vinyl Gazebos	15
Classic Vinyl	15, 16
Colonial Vinyl	17, 18
Heavy Duty Colonial Vinyl	19, 20
Traditional Heritage	21
Colonial Heritage	22
Three Season Vinyl	14
Square Wood Gazebos	23
Classic Square	23, 24
Victorian Square	<i>(available, but not shown)</i>
Colonial Square	<i>(available, but not shown)</i>
H. D. Colonial Square	<i>(available, but not shown)</i>
Brookside Square	25
Pavilion Square	26
Three Season Square	27
Square Vinyl Gazebos	29
Classic Square Vinyl	29
Colonial Square Vinyl	30
H.D. Colonial Square Vinyl	<i>(available, but not shown)</i>
Colonial Heritage Square	31
Traditional Heritage Square	<i>(available, but not shown)</i>
Pavilion Square	32
Three Season Square Vinyl	33, 34

	PAGE
Teahouses	35
Wood Teahouses	35, 36
Vinyl Teahouses	37, 38
Commercial Gazebos	39
16' x 30' Colonial Vinyl	39
16' x 50' Colonial	41
20' x 24' Classic Rectangular Vinyl	41
24' x 24' Colonial Clay Vinyl	41
24' x 24' Colonial Vinyl	40
30' x 30' Brookside	40
30' x 30' HD Colonial Vinyl	42
30' x 60' Classic Rectangular	39, 42
Gazebo Options & Misc.	43
Railing Panel Styles	43
Standard Features	44
Options	45, 46
Window System Details	28
Leveling Site Instructions	54
Pool Houses	47
Vinyl Poolhouses	47, 48
Poolhouse Options	49, 50
Line Drawings	51
Octagon Gazebos	51, 52
Square Gazebos	52
Teahouses	53
Footprint Diagrams	53

how to order a gazebo



size

Determine what size you would like your gazebo to be, by estimating the space you have available.

shape

Would you like your gazebo to be in an octagon or rectangular shape?

vinyl or wood

Maintenance free vinyl gazebos are available in white, ivory, or clay. Wood gazebos can be painted white or treated with our selection of five stain colors: Natural, Valley, Cedar, Heart Redwood, or Canyon Brown.

railing style

Choose from our selection of five railing styles.

Wood: Classic, Victorian, Colonial, Heavy Duty Colonial, and Brookside.

Vinyl: Classic, Colonial, Heavy Duty Colonial, Traditional Heritage, Colonial Heritage.

roof


Would you like to add a double roof or would a curved roof look best? Single and double roofs are available with your choice of either standard shingles, dimensional shingles, cedar shakes, or a steel roof.

screening

Protect yourself from the pesky flies and bugs with your choice of either removable or aluminum frame screening. Or enclose your gazebo with the window system to comfortably enjoy one more season outdoors.



10' x 16' Classic
curved roof
screening
Weatherwood dimensional shingles
built on platform



12' x 16' Classic
double roof
Weatherwood
dimensional shingles
straight fascia
painted clay
built on platform
(no lattice)
one extra opening

CLASSIC

12' x 12' Classic
double roof
steel roof in Hunter Green
octagon floor



Simplicity...
plain and simple



12' x 12' Classic
double roof
cedar shingles
screening
straight fascia



10' x 16' Classic
Burnt Sienna
dimensional shingles
screening
stained in Canyon Brown

10' x 14' Victorian
curved roof
cedar shingles
screening
stained with Valley



14' x 14' Victorian
custom shingles
four openings
painted white



VICTORIAN



12' x 12' Victorian
double roof
cedar shingles
octagon floor
two benches

10' x 10' Victorian
double roof
cedar shingles
screening



Create memories...
to last a lifetime

LuxCraft

LuxCraft

Imagine...

dreams come true


12' x 12' Colonial
double roof
cedar shingles
no floor
four benches



14' x 20' Colonial
Weatherwood dimensional
shingles
screening
painted white



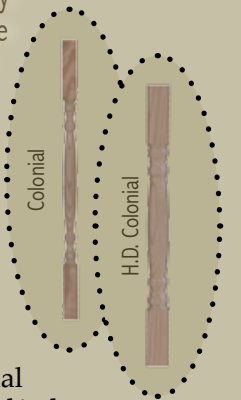
10' x 14' Colonial
Nickel Gray shingles
painted white
built on platform
eight benches



COLONIAL

What is the difference?


The Heavy Duty Colonial spindle is thicker and has a bit more dimension than the Colonial spindle.



8' x 8' Colonial
Autumn Brown shingles
stained with Valley



12' x 12' Heavy Duty Colonial
double roof
Weatherwood dimensional shingles



12' x 12' Heavy Duty Colonial
double roof
no cupola
Autumn Brown shingles
built on platform



HEAVY DUTY COLONIAL

10' x 10' Heavy Duty Colonial
double roof
Autumn Brown shingles
one extra opening
six benches
octagon flooring



Rest in solitude...

12' x 12' Heavy Duty Colonial
double roof
Timber Blend shingles
octagon floor
stained with Cedar Sikkens



LuxCraft

LuxCraft



12' x 20' Brookside
Burnt Sienna dimensional shingles
nine benches
one extra opening



12' x 12' Brookside
double roof
Weatherwood dimensional shingles
built on platform



12' x 20' Brookside
double roof
Burnt Sienna dimensional shingles
screening

Convenience...

attach your gazebo
directly to your patio
to make
family gatherings
and barbecues
more convenient.



10' x 10' Brookside
Timber Blend shingles

BROOKSIDE




12' x 16' Brookside
double roof
cedar shingles
built on platform
walkway

THREE SEASON

10' x 10' Three Season
Hunter Green
dimensional shingles
octagon floor
stained with Cedar Sikkens

Create an open atmosphere...

with the
three
season
style



MAINTENANCE-FREE

THREE SEASON VINYL

12' x 12' Three Season Vinyl
double roof
Colonial Slate dimensional shingles
no floor



12' x 12' Classic Vinyl
*clay vinyl
Moire Black
dimensional shingles
screening*



10' x 10' Classic Vinyl
*Black shingles
no floor*



10' x 16' Classic Vinyl
*ivory vinyl
Burnt Sienna dimensional
shingles
screening*



MAINTENANCE-FREE CLASSIC VINYL

16' x 16' Classic Vinyl
*double roof
Moire Black
dimensional shingles
seven benches*



14' x 14' Classic Vinyl
*clay vinyl
double roof
Weatherwood
dimensional shingles
screening
straight fascia
built on platform*




Strength...

vinyl gazebos are reinforced for structural strength

Make living easier...

- with a maintenance-free gazebo.
- No painting
 - No staining
 - No scraping
 - No fading (U.V. stabilized)
 - Will not crack, splinter, warp, or rot.
 - Assembled with stainless steel hardware.
 - Reinforced for structural strength.




8' x 8' Colonial Vinyl
Moire Black
dimensional shingles



24' x 24' Colonial Vinyl
double roof
Colonial Slate dimensional shingles
screening

MAINTENANCE-FREE COLONIAL VINYL



12' x 18' Colonial Vinyl
double roof
Colonial Slate dimensional
shingles
screening




12' x 12' Colonial Vinyl
double roof
Colonial Slate dimensional
shingles
screening
built on platform
three steps and handrail





16' x 16' Heavy Duty Colonial Vinyl
*double roof
Hunter Green dimensional shingles
screening
double doors*



12' x 12' Heavy Duty Colonial Vinyl
*ivory vinyl
double roof
Colonial Slate dimensional shingles
screening*

Selections...


Vinyl gazebos are available in three different colors:

- white
- ivory
- clay



12' x 12' Heavy Duty Colonial Vinyl
*ivory vinyl
double roof
Weatherwood dimensional shingles*

MAINTENANCE-FREE HEAVY DUTY COLONIAL VINYL



12' x 16' Heavy Duty Colonial Vinyl
*curved roof
Burnt Sienna dimensional shingles
khaki veka floor
window enclosure*



12' x 18' Heavy Duty Colonial Vinyl
*double roof
Colonial Slate dimensional shingles
colonial style posts
built on platform
five steps and hand rail
two gates*

10' x 20' Traditional Heritage
clay vinyl
steel roof in
Burnished Slate



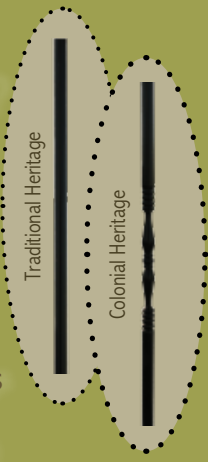
MAINTENANCE-FREE TRADITIONAL HERITAGE



14' x 14' Traditional Heritage
clay vinyl
double roof
Moire Black dimensional shingles

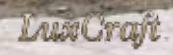
What is the difference?

The Traditional Heritage spindle features a plain, straight, rounded spindle while the Colonial Heritage spindle has turnings in the center for a more distinguished appearance.



MAINTENANCE-FREE COLONIAL HERITAGE

14' x 14' Colonial Heritage
clay vinyl
double roof
steel roof in Black
screening



10' x 12' Classic Rectangular
Burnt Sienna dimensional shingles
built on platform
one extra opening



Classical charm...

add a double swing inside your gazebo

10' x 12' Classic Rectangular
Timber Blend shingles
4' double swing with roses



CLASSIC SQUARE



10' x 12' Classic Rectangular
Weatherwood dimensional shingles
screening
straight fascia
built on platform
one extra door

10' x 12' Classic Rectangular
steel roof in Hunter Green
cupola
stained with Valley
screening
4' double swing with roses




10' x 14' Classic Rectangular
Weatherwood dimensional shingles
double roof and cupola
straight fascia
screening
painted in sandstone

10' x 16' Brookside Rectangular
*Resawn Shake dimensional shingles
double roof
built on platform
three steps and handrail*




BROOKSIDE SQUARE



PAVILION SQUARE

10' x 12' Pavilion Rectangular
*steel roof in Hunter Green
straight fascia
stained with Valley
boots*




10' x 12' Pavilion Rectangular
*Weatherwood dimensional shingles
classic fascia
stained with cedar Sikkens
boots*



10' x 12' Three Season Rectangular
steel roof in Rustic Red
stained with Valley



THREE SEASON SQUARE



10' x 14' Three Season Rectangular
steel roof in Burnished Slate
stained with Sikkens



Features on the Window System

Simple Operation

The 4-track window system height is divided into four vents. Glazed with a tough resilient vinyl, the vents are available in four different tints*: clear, smoke, bronze, or dark gray. The vents are all the same width, allowing them to be interchangeable, so the tinted ones may be positioned for better protection from the sun. The vertical window closes to reduce wind, rain, pollen, and sound. The units are lightweight and move effortlessly along the guide tracks, stacking up or down to allow a generous 70% ventilation opening. The windows can withstand a wind load of 75 mph.

***NOTE: All windows are standard with the top three vents in clear, and the bottom vent in bronze tint. Please specify if you would like any other tint.**

Virtually Maintenance Free

The vertical 4-track vinyl glazed window and screen system is constructed of extruded aluminum. The frames have stainless steel hardware and an integrated fiber mesh screen. The screen system covers 100% of the window, leaving no gaps for bugs to enter. All the vents are easily removed for cleaning. Do not use harsh detergents containing bleach or ammonia. Simply remove dust or grit with a soft brush or hose down with water when cleaning is needed. We also have a vinyl window cleaner and polish (made exclusively for the window system) available for your use.




Easily Repaired and Safe for Kids

Although not likely, the vinyl can become damaged. If your kids do happen to crash into the window, and puncture it, you can have that safe feeling knowing they won't cut themselves. Simply return the damaged vent to us, and we will replace the vinyl for free!



10' x 14' Classic Vinyl Rectangular
ivory vinyl
cupola
Weatherwood dimensional shingles
screening



10' x 14' Colonial Vinyl Rectangular

cupola, Weatherwood dimensional shingles, screening, built on platform (no lattice)



10' x 12' Colonial Vinyl Rectangular
double roof
Moire Black dimensional shingles
screening
door placement on right

MAINTENANCE-FREE COLONIAL SQUARE VINYL

MAINTENANCE-FREE CLASSIC SQUARE VINYL

12' x 16' Colonial Vinyl Rectangular
double roof and cupola
Burnt Sienna dimensional shingles
screening



12' x 16' Classic Vinyl Rectangular
double roof and cupola
Colonial Slate dimensional shingles
screening



add some 'edge' to your outdoors with a square gazebo

LuxCraft

LuxCraft


12' x 16' Colonial Heritage Rectangular
steel roof in Black screening



12' x 14' Pavilion Vinyl Rectangular
double roof
Colonial Slate
dimensional shingles
classic fascia

MAINTENANCE-FREE COLONIAL HERITAGE SQUARE


12' x 16' Colonial Heritage Rectangular
steel roof in Black screening



MAINTENANCE-FREE PAVILION SQUARE VINYL

shelter from the elements
with an open atmosphere...

10' x 14' Three Season Vinyl Rectangular
Colonial Slate dimensional shingles



10' x 12' Three Season Vinyl Rectangular
steel roof in Black



MAINTENANCE-FREE
THREE SEASON SQUARE VINYL

Enjoyment...

spring
summer
autumn

10' x 14' Three Season Vinyl Rectangular
*clay vinyl
steel roof in Burgundy
with cupola*



12' x 18' Three Season Vinyl Rectangular
*clay vinyl
Weatherwood dimensional shingles
with cupola
classic fascia*





7' x 9' 4" Colonial Teahouse with double swing - Rollback Plain curved roof Colonial Slate dimensional shingles painted white gray Veka floor one step



7' x 9' 4" Brookside Teahouse with double swing - Rollback Plain curved roof cedar shingles

WOOD TEAHOUSES

Selections...

wood teahouses are available with your choice of double swing:
rollback plain
rollback rose
rollback heart



7' x 9' 4" Colonial Teahouse with double swing - Rollback Plain curved roof cedar shingles painted white no floor



7' x 9' 4" Colonial Teahouse with one opening curved roof cedar shingles screening

7' x 9' 4" Victorian Teahouse with double swing - Rollback Rose curved roof cedar shingles

7' x 9' 4" Colonial Vinyl Teahouse with double swing - *Classic curved roof Colonial Slate dimensional shingles*



MAINTENANCE-FREE

VINYL TEAHOUSES



7' x 9' 4" Colonial Vinyl Teahouse with double swing - *Classic curved roof Colonial Slate dimensional shingles*

the tables in each corner of the teahouse serve as a great place to set your beverages and snacks

7' x 9' 4" Traditional Heritage Teahouse with double swing - *Classic clay vinyl curved roof Moire Black dimensional shingles*



Your presence is requested... at an afternoon tea party

7' x 9' 4" Colonial Vinyl Teahouse with double swing - *Classic curved roof Colonial Slate dimensional shingles*



LuxCraft

LuxCraft

COMMERCIAL GAZEBOS

16' x 30' Colonial Vinyl
Hunter Green
dimensional shingles
8' opening



30' x 30' Brookside
double roof
Burnt Sienna
dimensional shingles
no floor
(built on concrete floor)



Great size for...

- churches
- parks
- factories
- retirement homes
- outdoor weddings
- family reunions
- and much more!

24' x 24' Colonial Vinyl
double roof
Maple Red shingles
sixteen benches
one extra opening



30' x 60' Classic Rectangular
double roof and cupola
Hunter Green dimensional shingles
straight fascia
no floor (built on concrete floor)






16' x 50' Colonial
Resawn Shake dimensional shingles
painted white
ten benches
30' opening plus two gates



20' x 24' Classic Vinyl Rectangular
double roof and cupola
Colonial Slate dimensional shingles
one extra opening

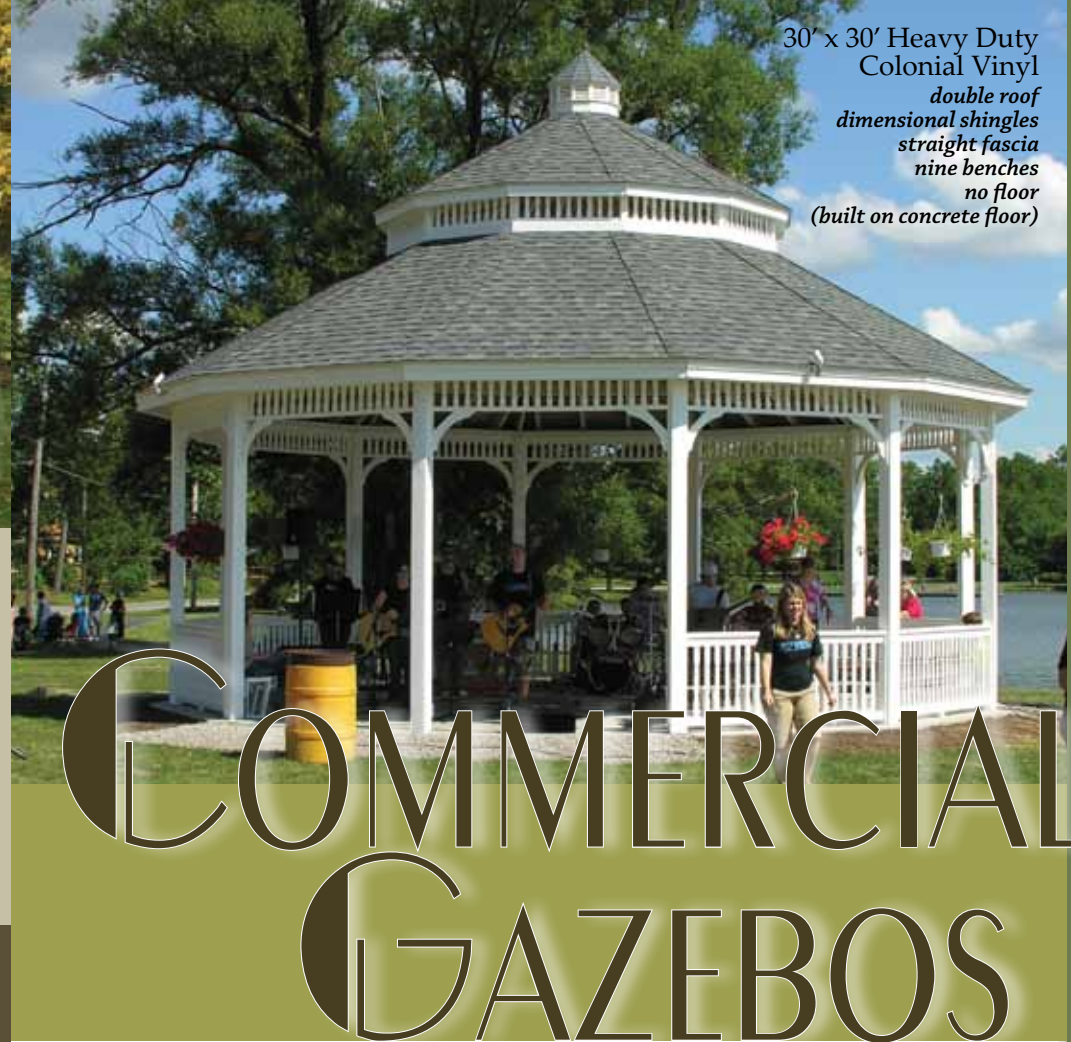
Handicap Accessible...

Gazebos are also available with ramps for better access with a wheelchair.



24' x 24' Colonial Vinyl
clay vinyl
Burnt Sienna dimensional shingles
two extra openings

LuxCraft



30' x 30' Heavy Duty
Colonial Vinyl
double roof
dimensional shingles
straight fascia
nine benches
no floor
(built on concrete floor)

COMMERCIAL GAZEBOS



30' x 60' Classic Rectangular
double roof
straight fascia
Hunter Green dimensional shingles
no floor (built on concrete floor)
five extra openings

LuxCraft

PANEL

STYLES

with our fine selection of gazebo panel styles, we are sure you will not be disappointed

Wood -



Classic



Victorian



Colonial



Heavy Duty
Colonial



Brookside



Three Season

Vinyl -



Classic Vinyl
shown in white vinyl




Colonial Vinyl
shown in ivory vinyl



Heavy Duty Colonial Vinyl
shown in clay vinyl



Traditional Heritage
shown in clay vinyl



Colonial Heritage
shown in white vinyl



Three Season Vinyl
shown in white vinyl

STANDARD

FEATURES

standard features are features that are included with the price of the gazebo

straight floor -



Standard Straight Floor with Benches
(benches are an option - see next page)

standard 3-tab shingles -



Autumn Brown



Black



Nickel Gray



Timber Blend



Weatherwood



Evergreen

octagon veka™ floor -

(for vinyl gazebos)

It's not a composite... It's 100% PVC

VEKAdeck™

Reinforced Cellular PVC Deck Board from VEKA Innovations




Cedar Sheathing

standard features...

- acq pressure treated wood
- asphalt shingle roof
- 1x6 cedar sheathing
- constructed with screws
vinyl gazebos constructed with stainless steel screws
- straight floor
vinyl gazebos are standard with octagon veka™ floors
- cupola

cupolas -

Cupola
on round gazebos



Cupola on oblong gazebos

GAZEBO

options are extra features that you can add to your gazebo at an extra cost

OPTIONS


GAZEBO

options are extra features that you can add to your gazebo at an extra cost

OPTIONS

- ♦ octagon floor
square gazebos are available with straight floor only
- ♦ curved roof
- ♦ dimensional shingle
- ♦ treated cedar shakes
- ♦ steel roof
- ♦ aluminum frame screening
- ♦ removable screening
- ♦ window enclosure
- ♦ on site construction
- ♦ constructing platform
to set gazebo on
- ♦ treating complete gazebo
with wood protector
- ♦ paint gazebo white
- ♦ benches
- ♦ available without floor
to set on your deck
- ♦ steps to match railing
on gazebo
- ♦ cupola on square gazebos

dimensional shingles -



steel roof -



*NOTE: Colors shown may not be accurate, as colors view differently as lighting varies in different areas.

LuxCraft

screening -



Curved Roof
with Asphalt Shingles

roof styles -

fascia styles -



12' x 20' Classic Vinyl Poolhouse
with 12' enclosed area
& 8' deck area
clay vinyl
clay siding
Weatherwood
dimensional shingles
sunburst door
hunter green shutters



Endless uses...


- set beside your pool to use as a *changing room*
- use as a *garden shed* for your gardening tools
- let your child imagine with a *playhouse*
- give your creative son his own little *workshop*
- use as an *outdoor spa* by setting your hot tub on the screened deck
- create family memories in your deluxe *cabin*

12' x 24' Classic Vinyl Poolhouse
with 12' enclosed area & 12' deck area
Burgundy steel roof
gray siding
eleven lite doors
maroon shutters



LuxCraft

12' x 24' Classic Vinyl Poolhouse
with 12' enclosed area & 12' deck area
Moire Black dimensional shingles
aluminum frame screening
double eleven lite doors
black shutters



VINYL POOLHOUSES

The enclosed area in the poolhouse has a $\frac{3}{4}$ " treated plywood floor and is standard with two 18" x 36" windows, two 24" x 36" windows, a single sunburst door, & a double six panel door. Finish off the exterior with your choice of four siding colors



LuxCraft


POOLHOUSE OPTIONS

design your own poolhouse with our selection of quality features and options


Roof - Poolhouse roofs are available with either the standard three-tab shingles, dimensional shingles, or with a steel roof.



Standard Shingles



Dimensional Shingles




Steel Roof



Siding - Choose from our selection of four vinyl siding colors.



Shutters - Give your poolhouse some class and enhance your windows with shutters.



*NOTE: Colors shown may not be accurate, as colors view differently as lighting varies in different areas.

LuxCraft.

POOLHOUSE OPTIONS

design your own poolhouse with our selection of quality features and options

Railing Style - Enclose your deck area with our fine selection of six railing styles.



Doors - Enhance your threshold with a steel entry door.



Cupola -



Windows - Fill your storage area with sunlight to create a bright atmosphere.



Flooring -

It's not a composite... It's 100% PVC

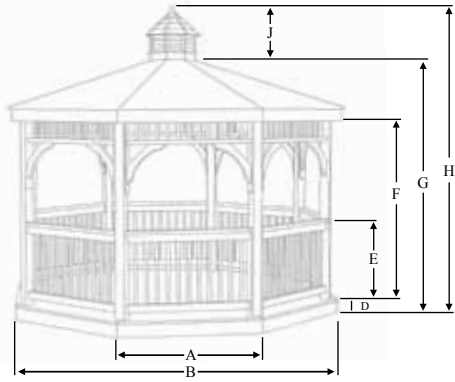


Screening - Keep the pesky flies and bugs away and enjoy unlimited time in your screened-in haven.



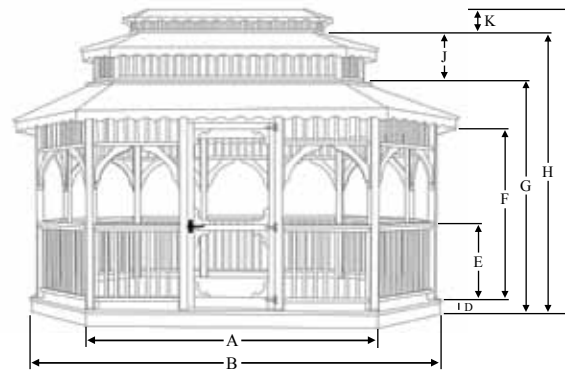
*NOTE: Colors shown may not be accurate, as colors view differently as lighting varies in different areas.

LuxCraft.



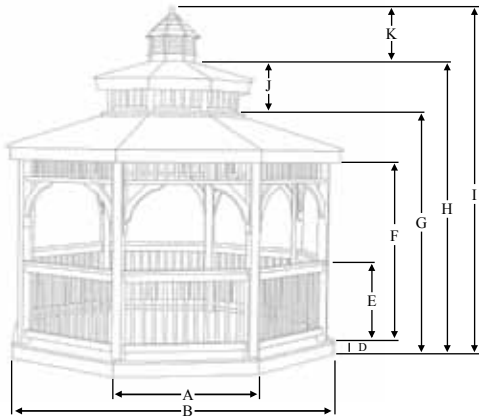
Octagon Single Roof Gazebo

	A	B	D	E	F	G	H	J
8'	39 3/4"	96"	10 1/2"	36"	79 1/2"	111"	135"	24"
10'	49 3/4"	120"	10 1/2"	36"	79 1/2"	116"	140"	24"
12'	57 3/4"	139"	10 1/2"	36"	79"	117"	141"	24"
14'	69 3/4"	168"	10 1/2"	36"	79 1/2"	124"	148"	24"
16'	79 3/4"	192"	10 1/2"	36"	79 1/2"	132"	156"	24"



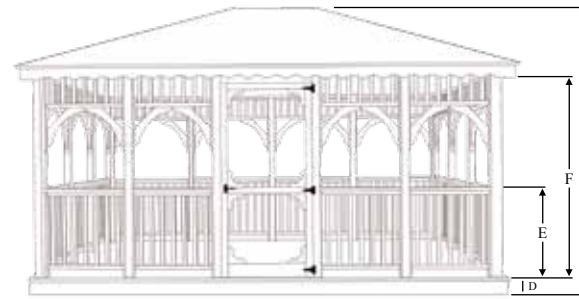
Octagon Double Roof Gazebo

	A	B	D	E	F	G	H	I	J	K
12' x 16'	105 3/4"	192"	10 1/2"	36"	79"	109 1/2"	137 1/2"	149 1/2"	28"	12"
12' x 18'	129 3/4"	216"	12 1/2"	36"	79"	111 1/2"	139 1/2"	151 1/2"	28"	12"
12' x 20'	153 3/4"	240"	12 1/2"	36"	79"	111 1/2"	139 1/2"	151 1/2"	28"	12"



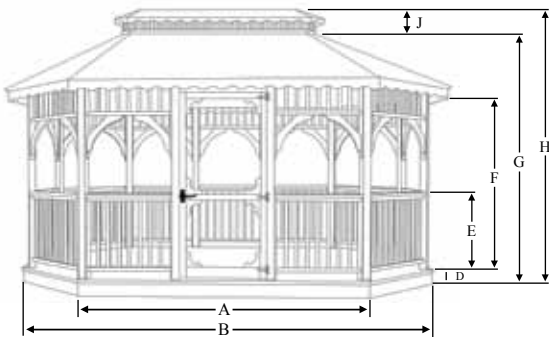
Octagon Double Roof Gazebo

	A	B	D	E	F	G	H	I	J	K
12'	57 3/4"	139"	10 1/2"	36"	79"	109 1/2"	137 1/2"	161 1/2"	28"	24"
14'	69 3/4"	168"	10 1/2"	36"	79 1/2"	110"	144"	168"	34"	24"
16'	79 3/4"	192"	10 1/2"	36"	79 1/2"	114"	148"	172"	34"	24"



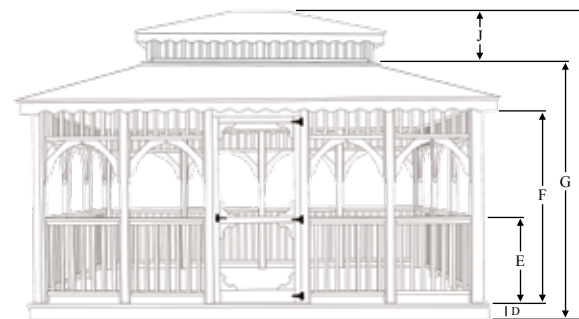
Square Single Roof Gazebo and Poolhouse

	D	E	F	G		D	E	F	G
8'	10 1/2"	36"	79 1/2"	123"	10' x 16'	10 1/2"	36"	79 1/2"	128 1/2"
10'	10 1/2"	36"	79 1/2"	128 1/2"	10' x 18'	12 1/2"	36"	79 1/2"	130 1/2"
12'	10 1/2"	36"	79"	129 1/2"	12' x 14'	10 1/2"	36"	79"	129 1/2"
14'	10 1/2"	36"	79 1/2"	142"	12' x 16'	10 1/2"	36"	79"	129 1/2"
16'	10 1/2"	36"	79 1/2"	148"	12' x 18'	12 1/2"	36"	79"	131 1/2"
10' x 12'	10 1/2"	36"	79 1/2"	128 1/2"	12' x 20'	12 1/2"	36"	79"	131 1/2"
10' x 14'	10 1/2"	36"	79 1/2"	128 1/2"	12' x 24'	12 1/2"	36"	79"	131 1/2"



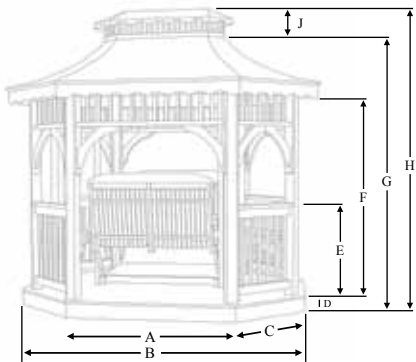
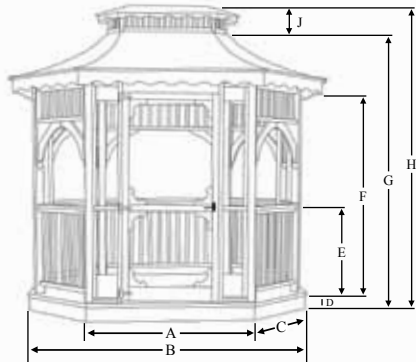
Oblong Single Roof Gazebo

	A	B	D	E	F	G	H	J
10' x 14'	97 3/4"	168"	10 1/2"	36"	79 1/2"	116"	128"	12"
10' x 16'	121 3/4"	192"	10 1/2"	36"	79 1/2"	116"	128"	12"
10' x 18'	145 3/4"	216"	12 1/2"	36"	79 1/2"	118"	130"	12"
12' x 16'	105 3/4"	192"	10 1/2"	36"	79"	117"	129"	12"
12' x 18'	129 3/4"	216"	12 1/2"	36"	79"	119"	131"	12"
12' x 20'	153 3/4"	240"	12 1/2"	36"	79"	119"	131"	12"



Square Double Roof Gazebo

	D	E	F	G	H	J
12'	10 1/2"	36"	79"	118"	146 1/2"	28 1/2"
14'	10 1/2"	36"	79 1/2"	121"	152"	31"
16'	10 1/2"	36"	79 1/2"	124"	155"	31"
12' x 14'	10 1/2"	36"	79"	118"	146 1/2"	28 1/2"
12' x 16'	10 1/2"	36"	79"	118"	146 1/2"	28 1/2"
12' x 18'	12 1/2"	36"	79"	120"	148 1/2"	28 1/2"
12' x 20'	12 1/2"	36"	79"	120"	148 1/2"	28 1/2"



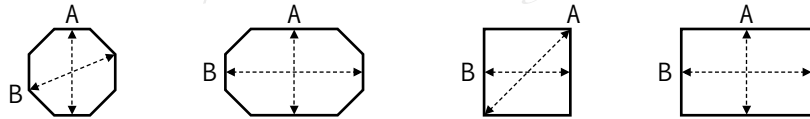
Curved Roof Gazebo

	A	B	C	D	E	F	G	H	J
8'	39 3/4"	96"	39 3/4"	10 1/2"	36"	79 1/2"	123"	135"	12"
10'	49 3/4"	120"	49 3/4"	10 1/2"	36"	79 1/2"	128"	140"	12"
12'	57 3/4"	139"	57 3/4"	10 1/2"	36"	79"	129"	141"	12"
14'	69 3/4"	168"	69 3/4"	10 1/2"	36"	79 1/2"	136"	148"	12"
16'	79 3/4"	192"	79 3/4"	10 1/2"	36"	79 1/2"	144"	156"	12"
10' x 14'	97 3/4"	168"	49 3/4"	10 1/2"	36"	79 1/2"	128"	140"	12"
10' x 16'	121 1/4"	192"	49 3/4"	10 1/2"	36"	79 1/2"	128"	140"	12"
10' x 18'	145 3/4"	216"	49 3/4"	12 1/2"	36"	79 1/2"	130"	142"	12"
12' x 16'	105 3/4"	192"	57 3/4"	10 1/2"	36"	79"	129"	141"	12"
12' x 18'	129 3/4"	216"	57 3/4"	12 1/2"	36"	79"	131"	143"	12"
12' x 20'	153 3/4"	240"	57 3/4"	12 1/2"	36"	79"	131"	143"	12"

Teahouses

	A	B	C	D	E	F	G	H	I
7 x 9 1/4'	63"	113"	34 3/4"	8 1/2"	36"	77 1/2"	113"	125"	12"

'FOOTPRINT' DIAGRAMS



OCTAGON AND OVAL


	8'	10'	12'	14'	16'	18'	20'	10' x 14'	10' x 16'	10' x 18'	12' x 16'	12' x 18'	12' x 20'
A	95 15/16"	120 1/8"	139 7/16"	168 3/8"	192 7/16"	216 11/16"	240 13/16"	120 1/8"	120 1/8"	120 1/8"	139 7/16"	139 7/16"	139 7/16"
B	103 7/8"	130"	150 15/16"	182 1/4"	208 3/8"	234 1/2"	260 11/16"	168 1/8"	192 1/8"	216 1/8"	192 7/16"	216 7/16"	240 7/16"

SQUARE AND RECTANGULAR

	8'	10'	12'	14'	16'	10' x 12'	10' x 14'	10' x 16'	10' x 18'	12' x 14'	12' x 16'	12' x 18'	12' x 20'
A	135 3/4"	169 11/16"	192 5/16"	237 9/16"	271 1/2"	120"	120"	120"	120"	136"	136"	136"	136"
B	96"	120"	136"	168"	192"	144"	168"	192"	216"	168"	192"	216"	240"

Leveling...

...the Limestone Pad for Your Gazebo



Site Instructions

- Customer is responsible for preparations and permits.
- Limestone pad should be 12" wider than gazebo size on all four sides.
- The finished site should have 2" limestone at the shallowest point.
- It is very important that the site be level and flat after the limestone has been added.
- If site is not level, additional fee will be charged.



Delivery Process

Pre-built gazebos are delivered with a heavy-duty truck equipped with a tilt bed trailer. The gazebo can then slide directly off the end of the trailer onto your limestone pad.



Truck and trailer with pre-built gazebo ready to go.



1. Backing up to limestone pad.

2. Gently sliding gazebo onto pad.

3. Gazebo placed on pad, ready to raise double roof.

4. Finished gazebo with raised roof and cupola in place.



Distributed By:

Gazebos... the place to relax, spend time with your family and friends, and create memories...

Whether you are looking for a gazebo to set in your lawn or attach to your patio, you've found the right place!

With Luxcraft gazebos, our goal is quality. All our gazebos are custom made from kiln-dried and treated, select-grade lumber. After receiving the lumber, we air dry it for five to six months before using it to eliminate shrinkage, warping, and checking. Once the lumber is ready to be used, we hand select it for appearance and quality. Gazebos are assembled with stainless steel screws and vinyl gazebos are reinforced for structural strength.

Most of our gazebos are pre-built in our shop, but they are also available to be constructed on-site or in a kit form. In-stock gazebos are wrapped with heavy-duty plastic for protection against weathering.

Gazebos are available with numerous options and styles to choose from; we are confident you will not be disappointed. Choose from over ten different panel styles and dozens of options to fit your need, style, and location. Maintenance-free vinyl gazebos are available in white, ivory, or clay. Wood gazebos can be painted white or treated in five different stain colors.

Vinyl poolhouses are a great addition to set beside your pool or in your backyard. The enclosed area is a great place for storage. House your hot tub in the deck area and enclose it with screening to protect yourself from the pesky flies and bugs.

wood gazebos



square gazebos



vinyl gazebos



pavilions

commercial gazebos



vinyl poolhouses